

Power Splitter Hybrid Transformers



Data Sheet

For wideband distribution and combination of unbalanced signals. 50 and 75 ohm models with type BNC connectors are standard. Other impedances and connector types are available on special order.

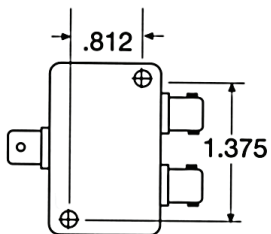
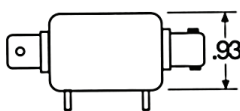
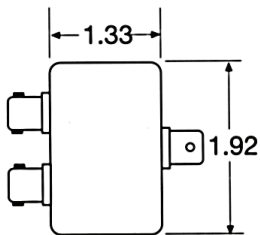
Superior isolation between ports and minimal insertion loss. VSWR optimized at each port.



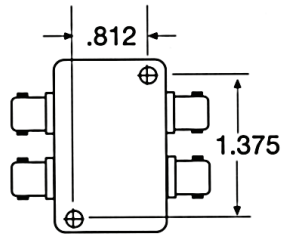
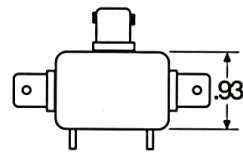
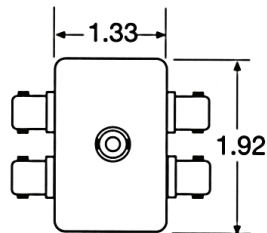
North Hills Hybrid Transformer

Mechanical Drawing

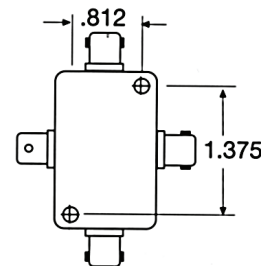
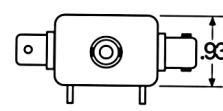
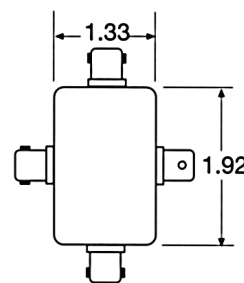
Type RA



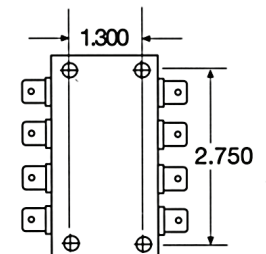
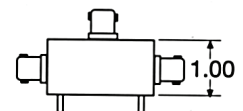
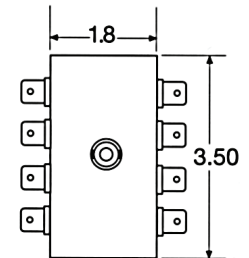
Type RB



Type RE



Type SA



For more information: www.BTTC-Beta.com/PowerSplitter



Ordering Information

Model	2-Way Splitter				4-Way Splitter				6-Way Splitter				Sum & Difference		Difference Divider	
	50-201RA	75-201RA	50-210RA	75-210RA	50-401RB	75-401RB	50-410RB	75-410RB	50-801SA	75-801SA	50-810SA	75-810SA	50-212RE	75-212RE	50-221RA	75-221RA
Impedance (Ω)	50	75	50	75	50	75	50	75	50	75	50	75	50	75	50	75
Frequency Range (MHz)	0.2 - 110		3.0 - 225		0.2 - 110		3.0 - 225		0.2 - 110		3.0 - 225		0.2 - 110		0.2 - 110	
Insertion Loss (dB)	0.5		1.0		0.5		1.0		1.0		1.5		1		1	
Isolation (dB min)	30		25		25		25		25		20		25		25	
Amplitude Balan (\pm dB)	0.5		1.0		0.5		1.0		1.5		1 s		50			
Phase Balance (\pm°)	10		2.0		1.0		2.0		1.0		3.0		1			
VSWR	1.2		1.25		1.2		1.2		1.25		1.25		1.25		1.25	
Input Power (Wans)	5		3		5		3		5		3		0.5		0.5	
Case Style	RA		RA		RB		RB		SA		SA		-		-	
Weight (gm)	50		so		6s		65		160		160		-		-	
Null	-		-		-		-		-		-		-		30 dB min	

Series 01 and 10 Power Splitters are designed for applications in the 0.2 to 110 and 3.0 to 225 MHz frequency ranges. Hybrid Junction Techniques are employed to assure superior isolation and minimal insertion loss. VSWR is optimized at all ports. 50 and 75 ohm impedances are standard. Other impedances available on special order.



The information in this Brochure is believed to be accurate; however, no responsibility is assumed by Beta Transformer Technology Corporation for its use, and no license or rights are granted by implication or otherwise in connection therewith. Specifications are subject to change without notice.

For ordering assistance and technical support,

E-Mail: service@BTTC-Beta.com

Visit: BTTC-Beta.com    Data Device Corporation

Call: HQ, N.Y., U.S.A (631) 224-7393

UK +44-(0)1635-811140
 France +33-(0)1-41-16-3424
 Germany +49-(0)89-1500-12-11
 Japan +81-(0)3-3814-7688
 Asia +65-6489-4801
 India +91 80 46797 0368

